

Record-keeping Your Schools Student Intervention Plans

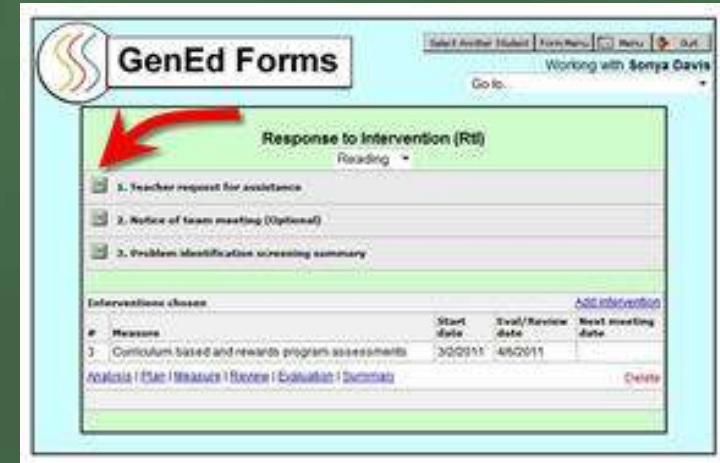
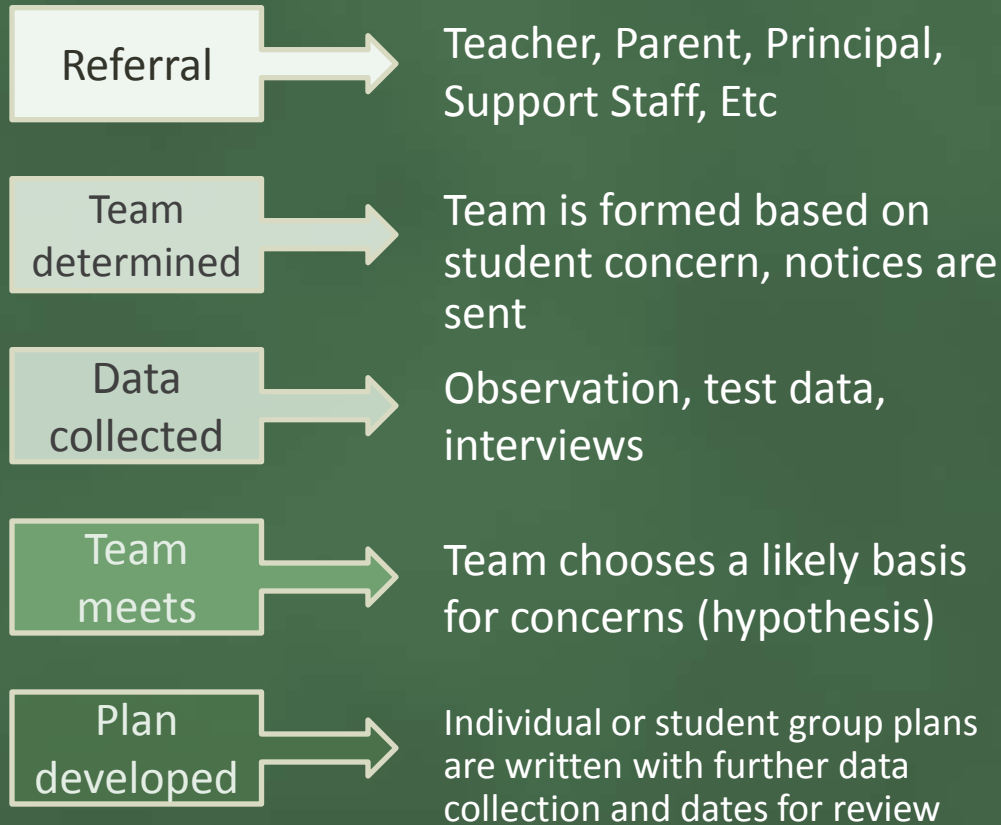


(RtI Records)

GenEd Forms, from the developer of SpEd Forms

•Overview of the Response to Intervention Module within GenEd Forms:

From referral -> plan -> plan review(s)



• Basis for RtI forms development

Flow of activities and proven processes have been considered

- Step by step reporting is integral.

Forms follow a chronology of referral, data collection, plan development, plan review(s), plan revisions, and provision for recording measurements of plan effectiveness.

- Team approach.

Forms consider the importance of team decision making. “Problem-solving Team” training may enhance the quality of student intervention plans.

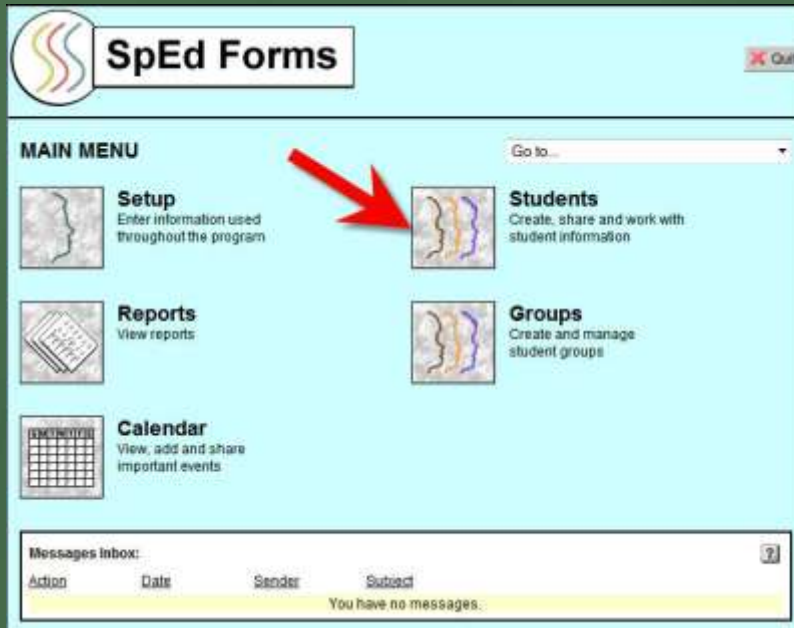
- Records include a look at the learner’s environment, teaching approaches, and student characteristics.

Data collection accommodates school Record review, Interview, Observation, and Testing information.

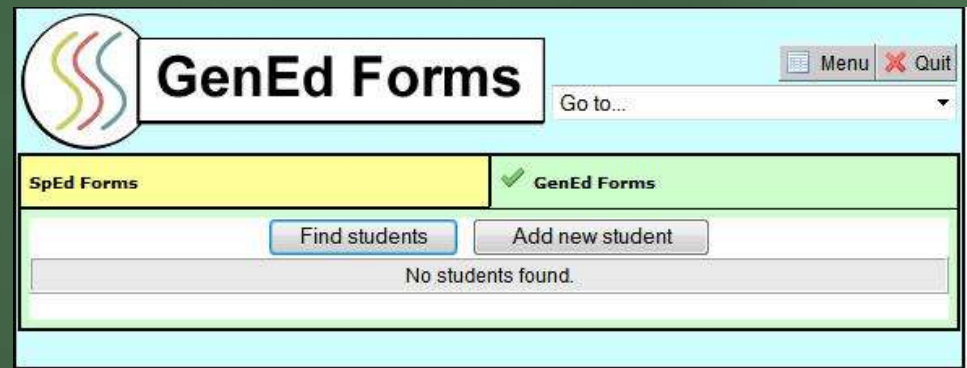
• Basis for RtI forms development (continued)

- SpEd Forms / GenEd Forms has used and continues to use the advice of a group of schools advanced in the implementation of the team processes and student outcome measures central to “Response to Intervention”. Therefore, these forms may undergo minor changes as our feedback loop continues. However, these changes will not impair school’s immediate use of these forms as they are presented. Future users input is sought and considered. Field input is the basis for “SpEd Forms / GenEd Forms”.

The authorized user enters the data management system here



Then picks the student of interest from a class list of his/her students or from students assigned to this authorized user.....



•The Rtl menu is simple and familiar to “SpEd Forms” users



GenEd Forms

Select Another Student Form Menu Menu Quit

Working with Sonya Davis

Go to...

Response to Intervention (Rtl)

Reading

1. Teacher request for assistance
2. Notice of team meeting (Optional)
3. Problem identification screening summary

Interventions chosen [Add intervention](#)

#	Measure	Start date	Eval/Review date	Next meeting date
3	Curriculum based and rewards program assessments	3/2/2011	4/6/2011	

[Analysis](#) | [Plan](#) | [Measure](#) | [Review](#) | [Evaluation](#) | [Summary](#) [Delete](#)

The first three menu items prepare teams for the student intervention plan

GenEd Forms

Select Another Student Form Menu Menu Quit

Working with Sonya Davis

Go to...

Response to Intervention (Rtl)

Reading

1. Teacher request for assistance

2. Notice of team meeting (Optional)

3. Problem identification screening summary

Interventions chosen [Add intervention](#)

#	Measure	Start date	Eval/Review date	Next meeting date
3	Curriculum based and rewards program assessments	3/2/2011	4/6/2011	

[Analysis](#) | [Plan](#) | [Measure](#) | [Review](#) | [Evaluation](#) | [Summary](#) [Delete](#)

The "Plan" has multiple components

• Choosing Student Interventions

Individual Plans and group plans (standard protocol)

Individual student interventions can be designed or selected from a list

INDIVIDUAL STUDENTS

SELECTING INTERVENTIONS

Response to Intervention
Intervention Plan
Student: Sonya Davis

Your exclusive rights expire at 5:52:37 PM.

Select intervention group

Student name: Sonya Davis Date: / /

Intervention #: 3 Area of Concern: Reading

Goal: INCREASE RATE NOTED BY CBM MEASURES TO 65 WPM

INTERVENTION	
Brief description:	READING REWARDS
Description of needed materials:	SOPRIS WEST
Intervention implementor:	DR. AMY <input type="text"/> Select First Last
When:	Reading Instruction period - During guided practice
Where:	in classroom partitioned area
How often:	3 X week

MEASUREMENT	
Data collection system:	Curriculum based and rewards program assessments
	WPM
Data collector:	Dr. Am <input type="text"/> Select First Last
What will be recorded:	
Frequency of data collection:	3 X week
When will data be collected:	After supplemental instr

DECISION MAKING RULE	
<input checked="" type="checkbox"/> Consecutive Data Point Rule	<input type="checkbox"/> Level of Performance
<input type="checkbox"/> Slope/Trend Analysis	
Intervention Start Date: 3 / 2 / 2011	Review Date: 4 / 6 / 2011
Time: 12 :00 AM	
Place: conference m	

Response to Intervention
Intervention Plan
Student: Sonya Davis

Your exclusive rights expire at 5:52:37 PM.

Select intervention group

Student name: Sonya Davis Date: / /

Intervention #: 3 Area of Concern: Reading

Goal: INCREASE RATE NOTED BY CBM MEASURES TO 65 WPM

INTERVENTION	
Brief description:	READING REWARDS
Description of needed materials:	SOPRIS WEST
Intervention implementor:	DR. AMY <input type="text"/> Select First Last
When:	Reading Instruction period - During guided practice
Where:	in classroom partitioned area
How often:	3 X week

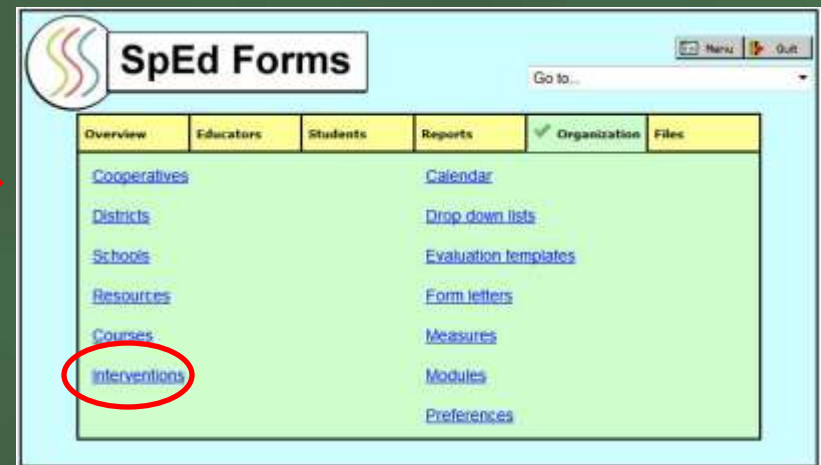
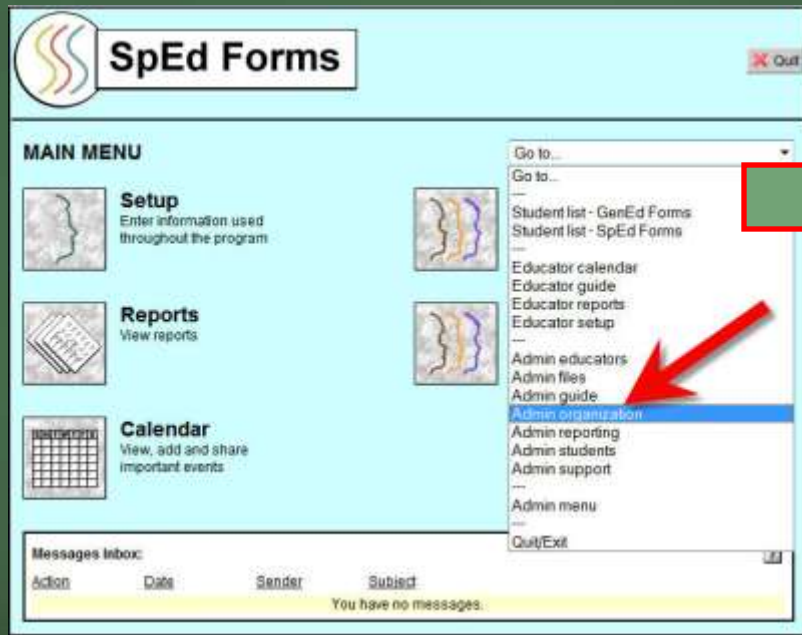
MEASUREMENT	
Data collection system:	Curriculum based and rewards program assessments
	WPM
Data collector:	Dr. Am <input type="text"/> Select First Last
What will be recorded:	
Frequency of data collection:	3 X week
When will data be collected:	After supplemental instr

DECISION MAKING RULE	
<input checked="" type="checkbox"/> Consecutive Data Point Rule	<input type="checkbox"/> Level of Performance
<input type="checkbox"/> Slope/Trend Analysis	
Intervention Start Date: 3 / 2 / 2011	Review Date: 4 / 6 / 2011
Time: 12 :00 AM	
Place: conference m	

• Interventions for Groups of Students

Preparing interventions for groups of students and selecting the groups could be your most often used options

- Building teams would select and author behavioral or academic interventions they know and use.
- Administration or designee reviews the interventions and enters them in GenEd Forms starting from the Organization Menu



Choose interventions from a list to edit or add new

Interventions have a common format

GenEd Forms

Go to...

Intervention list

[Add intervention](#)

Area of concern	Intervention	District	Building	
		All districts	All schools	View Delete
		All districts	All schools	View Delete
Writing	test	Adrian District	Adrian Elementary	View Delete
Writing	#2 Intervention	Brisbane Schools	Brisbane Elementary School	View Delete
Writing	#2 Intervention	Import District	Brisbane Elementary School	View Delete
Writing	Writing Intervention	Brisbane Schools	Brisbane Elementary School	View Delete
Writing	Writing Intervention	Import District	Brisbane Elementary School	View Delete
Reading	Reading Strategies A-Z	All districts	All schools	View Delete
Math	Odyssey	All districts	All schools	View Delete
Reading	Pencil tap	All districts	All schools	View Delete
Reading	Repeated Reading with Comprehension Strategy Pract	SpEd Forms District	All schools	View Delete
Behavior	Shane's Test	Brisbane Schools	Brisbane Elementary School	View Delete
Behavior	Shane's Test	Import District	Brisbane Elementary School	View Delete

GenEd Forms

Save Back Menu Out

Go to...

Intervention setup

District:

Building:

Area of concern:

Name:

Brief description:

Format Font family Font size

Path:

Description of needed materials:

Format Font family Font size

Path:

Script:

Format Font family Font size

After interventions are prepared, the user selects “Groups” from the main menu the chooses an intervention. Multiple students can be assigned to a specific intervention.

SpEd Forms

MAIN MENU

- Setup**
Enter information used throughout the program
- Reports**
View reports
- Calendar**
View, add and share important events
- Students**
Create, share and work with student information
- Groups**
Create and manage student groups

Messages Inbox: You have no messages.

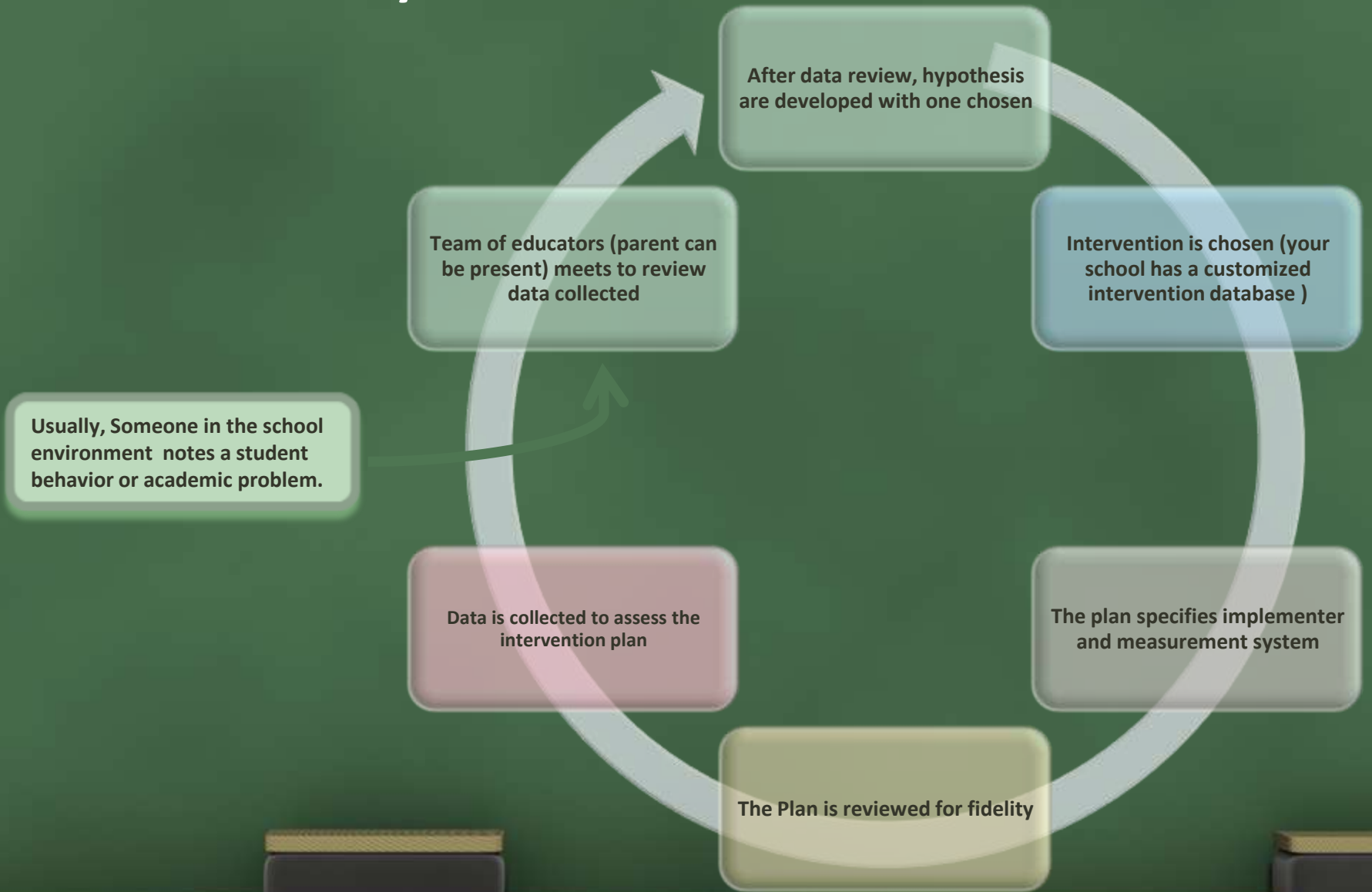
GenEd Forms

Go to... [Back] [Menu] [Quit]

Add intervention group

Intervention implementor	Area of concern	Intervention	Meeting date	Start date	Review date	
	Reading					
	Behavior					
	Behavior					
	Behavior	Check and Connect				
	Reading	Repeated Reading with Comprehension Strategy Pract				
	Reading	Pencil tap				
	Behavior	Planned Discussions				
	Behavior	Check and Connect				

The RtI Plan seeks continuous improvements and this system documents these efforts



•SpEd Forms / GenEd Forms

The choice for keeping records describing student interventions



Developed with consideration of team decision-making strategies and frequent measurement of student progress

Accommodates plans for student groups as well as individuals

Uses a menu driven system familiar to many teachers through their use of SpEd Forms

Internet based ... no special equipment or software required

Developers constantly seek field input currently piloting with districts fully implementing "Rtl"

Minimizes data entry in consideration of teacher workload